



Animal Friends Activity Badge

Learn how to care for the many wonderful animals we share our world with.

How to earn your badge:

1. Learn how to care for an animal.

Find out what the animal needs. Learn about its food, habitat, space, exercise and sleeping area.

You could make a poster to explain how to care for an animal. Upload it so we can see your creation!

2. Help to take care of that animal for four weeks.

This could be looking after a family pet, a visiting pet or a wild animal – for those without pets see attached options.

3. Keep a note of how you have looked after the animal for four weeks.

You can draw, take photographs or write short sentences. You could do daily, alternate days or weekly updates on how you have been caring for the animal. Or use the attached Animal Friend Diary! Upload it so we can see what you have been up to!

4. Tell others in your Colony or Lodge about the animal.

You could make a video, draw a picture or write a little bit about what the animal you have looked after so your leaders can hear about what you have been up to!






Animal Diary

Caring for an animal isn't just about giving them food and water, and taking care of their health – they need love and attention as well. Wild animals also need care. For example, if you're looking after wild birds you need to make sure that all their eating and drinking areas are clean and tidy, and that the food is easy for them to get to.

Spend some time taking care of your chosen animal and use the template below to keep a record of what you do every day. You can also include photos or drawings of your animal to show you looking after them, and what they get up to.



Week __ / __ / __	Feed What did you feed them? How often did you feed them?	Groom or clean Did they need brushing, or did you need to clean their tray or tank? How did you help?	Exercise and play Did you take them out for a walk or play with them?	Health How did you look after them? Did they need any special care?
Monday				
Tuesday				
Wednesday				
Thursday				
Friday				
Saturday				
Sunday				



Be an animal friend without your own pet



To earn the Beaver Animal Friend Activity Badge, you need to:

- Learn how to care for an animal. Find out what the animal needs. Learn about its food, habitat, space, exercise and sleeping area.
- Help to take care of that animal for four weeks.
- Keep a note of how you have looked after the animal for four weeks. You can draw, take photographs or write short sentences.
- Tell others in your Colony or Lodge about the animal.

We know that not everyone has a pet, so we've made sure there are plenty of other options.

Whatever you choose to do, don't forget to learn what it needs, keep a note of how you look after it, and tell your friends all about the experience.

Care for a family, friend, or neighbour's pet

You could offer to help care for a pet that belongs to someone else. You could help with feeding time, exercise, play, or cleaning them out - try to have a go at as many different things as you can. If you're going to visit the pet, you should always take a parent or carer with you (but don't forget that you need to help take care of the animal, not them!). Maybe someone else's pet could even come and stay for you for a while - even if it isn't the whole four weeks.

Care for a visiting pet

Your Beaver leader may ask a parent, carer, or Beaver volunteer to bring in their pet so everyone can get to know it and help look after it. They may even arrange for more than one pet to visit, and you may be able to plan what you'll do together based on what the pet likes and doesn't like. Your Beaver leader will let everyone (and their parents and carers) know if they're planning to arrange for any animals to visit.

Care for a school pet

If you're lucky enough to have a pet (or something even more exciting such as a farm animal) at school, you could help take care of them there. Sometimes, school pets need to be taken home at weekends or during school holidays, so if it's OK with everyone at home you could volunteer to do that, too - but don't forget to make sure you have everything you need. Either way, you could help with things such as feeding, cleaning it out, and exercise. Maybe you could offer an extra helping hand during your break or lunchtimes.

Care for a wild animal

There are also plenty of wild animals that would love your help. You could take care of wild birds, for example. They'd love you to put some bird food out (perhaps you could make a bird table or use a bird feeder). Food (and things like a birdbath) will encourage them to visit, and then you can watch - just make sure you don't disturb them.

If you have outdoor space like a garden, you could build a frog home or bug hotel out of natural materials like sticks and stones (lots of animals love decaying leaves and rotting logs). You could also leave food out for a hedgehog. If you visit a natural area, an adult should always come with you.